



Kenora Police Services Board Regular Meeting Agenda

Thursday, January 27, 2022

1:00 p.m.

Virtual Attendance

<https://us06web.zoom.us/j/86542892026?pwd=VVpWSkZLSVdnWE8rRTZseGxROWJZQT09>

1. **Roll Call**
2. **Declarations of Pecuniary Interest**
3. **Approval of the Agenda – Resolution #1**
4. **Presentations/Delegations**
5. **Minutes of the Previous Meeting(s) – Resolution #2**
 - Regular Kenora Police Services Board – November 25, 2021
6. **Business Arising from Minutes (Outstanding Items)**
 - Strategic Planning next steps – Dan Penner, Urban Systems
7. **Receipt of Correspondence – Resolution #3**
 - December 7, 2021-Kelly Cole Kelly Cole, Town of Penetanguishene Police Services Board – Rates of Recidivism
 - December 16, 2021–City of Sarnia – Catch and Release Justice
 - December 24, 2021-OAPSB-Call for Nominations-Appointment to the OMERS SC Board
 - January 20, 2022 –OAPSB -Amendments to the Police Record Checks Reform Act
 - January 21, 2022-SOLGEN-Court Security and Prisoner Transportation Program Review
8. **New Business –**
 - Chair and Vice Chair Elections
 - Concerning Rates of Recidivism
 - Catch and Release Justice Resolution of Support
9. **Detachment Commander’s Report – Resolution #4**
 - November 2021 Statistical Information
10. **Next Meeting Date**
 - February 24, 2022 @ 1:00 p.m.
11. **Adjournment – Resolution #5**

That in accordance with Subsection 35(4) of the Police Services Act, authorization is now given for the Police Services Board to adjourn to a closed session under section:
(b) *Intimate financial or personal matters (2 items)*
12. **Reconvene to Open Session – Resolution #6**
13. **Adjournment – Resolution #7**



Kenora Police Services Board Regular Meeting Minutes

Thursday, November 25, 2021

1:02 p.m.

City Hall Council Chambers

Present: S. Dias, Board Chair D. Canfield, Member
W. Van Belleghem, Member A. Poirier, Member
D. Reynard, Member H. Pihulak, Board Secretary
J. Duggan, OPP Detachment Commander
J. Neild, OPP Operations Staff Sergeant

Declarations of Pecuniary Interest

There were none declared.

Approval of the Agenda – Resolution #1

Moved by D. Reynard, Seconded by A. Poirier & Carried: -

That the agenda of the Regular Kenora Police Services Board November 25, 2021 meeting be hereby approved.

Presentations/Delegations

None

Minutes of the Previous Meeting(s) – Resolution #2

Moved by A. Poirier, Seconded by D. Reynard & Carried: -

That the minutes of the last regular meeting of the Kenora Police Services Board held October 28, 2021 be confirmed as written and circulated.

Business Arising from Minutes (Outstanding Items)

a) Bear calls and where this sits on the billing model

The OPP have some information but do not have final details on where those calls will fit in. We have had 220 calls for service related to bears. As far as the actual dollar amount it varies because of the four year average. They are reluctant to put a dollar value to it because of where the year-end actuals fall.

Mayor Reynard advised that our OPP policing costs are significantly jumping in 2022 and we cannot continue to see these kinds of increases. It was advised that detachment staff can set up another meeting with the Policing Bureau to come back and explain the increases. It is not the base costs causing those increases. We need to deal with the Province on this and ask for a wholesome review of the billing model itself.

b) Next steps on Appointment of Indigenous Representation to the Board

With the Act pending there is no concrete answer to this question. Looks like with the election there may be delays until the spring.

c) Strategic Planning next steps

The next steps for December-January include:

- Confirming list of stakeholders, community organizations, other groups to include in stakeholder engagement
- Confirm dates and times for two (2) stakeholder meetings (likely in January so focus can be put on getting the City strat plan done in December)
- Sending invites for stakeholders and confirming attendance (target dates for meetings Jan. 17-21)
- Conduct Board Strategic Planning Session (target dates Jan. 17-21)
- Facilitate stakeholder meetings and Board Meeting
- Launch community survey (mid-January)
- Hold Community Open House Information Meeting (Late January)

Goal for next two months is to get through Task 3 (Stakeholder Engagement) and Task 4 (Community Engagement) completed by end of January. This will allow us to get a draft plan done in the first half of February.

Receipt of Correspondence

None

New Business

➤ 2022 Meeting Calendar

The Kenora Police Services Board Procedural Bylaw, Section 10.2 states that the Board shall meet, at a minimum, 4 times per year. The Board will not meet in July, August or December of each calendar year, unless a special meeting is required.

The proposed meeting dates for 2022 include:

January 27
February 24
March 24
April 21
May 26
June 30
September 29
October 20
November 24

The meeting in October is being held one week earlier to accommodate the Municipal Election on October 24th.

The meeting times have been established as 9:00 a.m., however Board members may now have conflicting meeting times with other Boards/Committees they represent. It is the Board discretion as to the meeting dates/times.

Councillor Poirier has a conflict with 9:00 a.m. meetings and proposed another time/date. The meetings will remain Thursdays but at 1:00 p.m.

Resolution #3 -

Moved by A. Poirier, Seconded by D. Reynard & Carried: -

That the Kenora Police Services Board hereby approves the 2022 Meeting Calendar.

Detachment Commander's Report – Resolution #4

Moved by D. Reynard, Seconded by W. Van Belleghem & Carried: -

That the Kenora Police Services Board hereby accepts the Kenora OPP October 2021 monthly report as presented.

Discussion: Jim Neild, Kenora OPP will be acting Detachment Commander starting in December. Calls for service were 1,491 which is higher than previous years. The numbers for theft unders will fluctuate. Clearance rates for violent crime and property crime were up again and are increasing which is good. Vehicle collisions were down but with the new weather patterns things are changing. There was a pursuit that went right through Kenora which was a stolen vehicle from Eastern Ontario. Kenora OPP organized a strategic plan to pursue this vehicle which went right through downtown Kenora. Patrol hours were 45 and foot patrol hours were up to 164. Members that are out on general patrol are putting tags on the door. We don't have a designated tag, but it is to say the police were here and let people know that police were there and things were good. It is a direct link to the foot patrol hours. Don't see why this wouldn't continue, creating the system as they go as it is a similar program they use out on the lake when the stop to check properties. They leave tags on the properties to let cottages know police have been there. They are looking to make a custom tag which would identify the date/time and officer badge number. School patrol hours are 38 and there are members out on the trails and in the schools.

Mental health calls for the month of October were 69 contacts. 97% completion rate for screeners. 12 were deferred from hospital and demonstrates the impact the mobile crisis unit is having on the community.

Next Meeting Date

➤ January 27, 2022 @ 1:00 p.m. – City Hall Council Chambers

Adjourn to Closed Session – Resolution #5

Moved by D. Canfield, Seconded by W. Van Belleghem & Carried: -

That in accordance with Subsection 35(4) of the Police Services Act, authorization is now given for the Police Services Board to adjourn to a closed session at 1:32 p.m. under section:

(b) Intimate financial or personal matters (2 items)

Reconvene & Adjournment – Resolution #6

Moved by W. Van Belleghem, Seconded by D. Canfield & Carried: -

That the Board reconvenes to its open session at 2:10 p.m. with no reports from its closed session.

That the Regular Kenora Police Services Board meeting be hereby adjourned at 2:11 p.m.



December 7, 2021

Hon. Doug Downey
Attorney General
McMurtry-Scott Bldg 11th Floor
720 Bay Street
Toronto, ON M7A 2S9

Delivered by Email:
attorneygeneral@ontario.ca

Dear Hon. Doug Downey;

RE: Concerning Rates of Recidivism

At the Penetanguishene Police Services Board meeting held on June 14, 2021, members of the board received a quarterly report from the Southern Georgian Bay OPP Detachment Commander. Within the report, the board noticed that the crime rate numbers were surprisingly high. The Detachment Commander explained that a major contributing factor to the high crime rate was that a high number of offenders were often being released by the courts and therefore given the opportunity to re-offend.

Following the meeting, the Detachment was able to research the recidivism rates for the catchment area in order to get a better understanding of the circumstances. Prior to the COVID-19 pandemic (August 2018 to February 2020) to post pandemic (March 2020 to September 2021) there was increase of 11% in recidivism rates. In Penetanguishene alone, there were a total of 12427 charges that were analyzed (29% criminal and 71% Provincial) with 519 persons who had charges withdrawn in the same time period.

These recidivism rates were concerning for the Police Services Board for two reasons. The first being that it's obvious that no lesson is learnt by most offenders when they are provided with multiple chances. The second being that this recidivism cycle that's being created continues to cause more work for the police which then takes them away from other important duties.

We're aware that the analysis of rates demonstrates an increase since the pandemic, and fully recognize that the COVID-19 pandemic could have been a contributing factor to the increase in rates. However, since the pandemic restrictions seem to be lifting, we're hopeful that the recidivism rates lessen as well.

Our hope is to bring awareness to the recidivism rates, advocate for the Southern Georgian Bay OPP and finally, enact change within the provincial court system to help minimize these rates. It would be most helpful not only to the Southern Georgian Bay OPP but all detachments across the province if the provincial court system could help minimize



recidivism rates by monitoring and recording the offenders who continue to reoffend and highly consider recidivism when sentencing.

We're hopeful that by raising awareness of the high recidivism rates within our detachment, it may persuade change within the provincial court system related to offender sentencing. Please feel free to reach out to the undersigned bcummings@penetanguishene.ca should you have any questions.

THE CORPORATION OF THE TOWN OF PENETANGUISHENE

Brian Cummings, Board Chair
Penetanguishene Police Services Board

CC: Hon. Sylvia Jones, Solicitor General
Inspector Joseph Evans, OPP
Interim Executive Director, Bruce Chapman, OAPSB
Council of the Town of Penetanguishene
Chief Administrative Officer, Jeff Lees, Town of Penetanguishene
All municipalities in Ontario

/kc



**THE CORPORATION OF THE CITY OF SARNIA
City Clerk's Department**

255 Christina Street N. PO Box 3018
Sarnia ON Canada N7T 7N2
519-332-0330 (phone) 519-332-3995 (fax)
519-332-2664 (TTY)
www.sarnia.ca clerks@sarnia.ca

December 16, 2021

The Right Honourable Justin Trudeau
Prime Minister of Canada
House of Commons
80 Wellington Street
Ottawa, ON K1A 0A2

The Honourable Doug Ford
Premier of Ontario
Legislative Building
Queen's Park
Toronto, ON M7A 1A1

RE: "Catch and Release" Justice

At its meeting held on December 13, 2021, Sarnia City Council adopted the following resolution with respect to "Catch and Release Justice":

That the City of Sarnia send a letter to the Federal and Provincial Governments requesting meaningful improvements to the current state of "catch and release" justice in the Ontario legal system. Police Services across Ontario are exhausting precious time and resources having to manage the repeated arrests of the same offenders, which in turn, is impacting their morale, and ultimately law abiding citizens who are paying the often significant financial and emotional toll of this broken system. This resolution should also be sent to other Municipalities throughout Ontario for their endorsement consideration; and

That the request also be referred to the Sarnia Police Services Board and be presented via AMO delegations for endorsement consideration.

Your consideration of this matter is respectfully requested.

Yours sincerely,

Amy Burkhart
City Clerk

Cc: Bob Bailey, MPP
Marylyn Gladu, MP
All Ontario Municipalities



Kenora Detachment
350 Hwy 17A
Kenora, On, P9N 3X7
807-548-5534

Inspector Jeffrey P. Duggan
Detachment Commander

Report to Kenora Police Services Board

November

2021

•
•
•
•
•
•
•

Financial:

See MPB Financial Report

Policing Annual Costs:

Actual Costs – 2011	\$ 6,171,359.00
Actual Costs – 2012	\$ 5,882,408.00
Actual costs – 2013	\$ 5,917,335.00
Actual costs – 2014	\$6,712,397.00
Actual Costs – 2015	\$6,464,472.00
Actual Costs – 2016	\$6,047,978.00
Actual cost – 2017	\$5,631,454.00
Actual Costs – 2018	\$5,813,375.00
Actual Costs – 2019	\$6,150,401.00
Estimated Costs – 2020	\$6,076,558.00
Actual Costs – 2020	\$ 5,991,453.00
Estimated Costs – 2021	\$6,471,490.00
Estimated Costs – 2022	\$6,741,099.00

Operations:

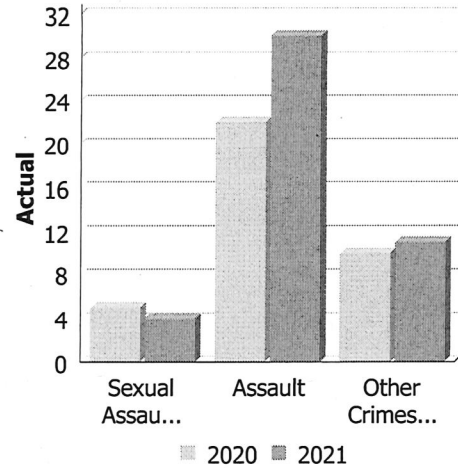
Total Number of Calls for Service:

1418

**Police Services Board Report for Kenora
Records Management System
November - 2021**

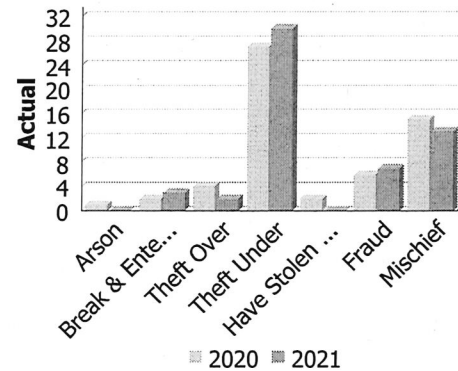
Violent Crime

Actual	November			Year to Date - November		
	2020	2021	% Change	2020	2021	% Change
Murder	0	0	--	0	1	--
Other Offences Causing Death	0	0	--	0	0	--
Attempted Murder	0	0	--	0	0	--
Sexual Assault	5	4	-20.0%	58	60	3.4%
Assault	22	30	36.4%	317	309	-2.5%
Abduction	0	0	--	3	0	-100.0%
Robbery	0	0	--	12	8	-33.3%
Other Crimes Against a Person	10	11	10.0%	96	108	12.5%
Total	37	45	21.6%	486	486	0.0%



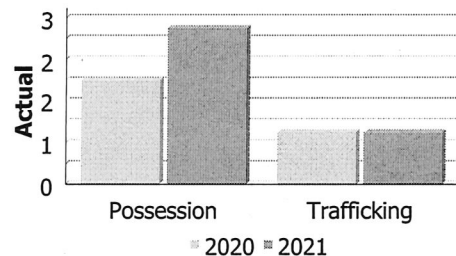
Property Crime

Actual	November			Year to Date - November		
	2020	2021	% Change	2020	2021	% Change
Arson	1	0	-100.0%	2	4	100.0%
Break & Enter	2	3	50.0%	159	118	-25.8%
Theft Over	4	2	-50.0%	40	38	-5.0%
Theft Under	27	30	11.1%	373	484	29.8%
Have Stolen Goods	2	0	-100.0%	16	23	43.8%
Fraud	6	7	16.7%	110	79	-28.2%
Mischief	15	13	-13.3%	230	281	22.2%
Total	57	55	-3.5%	930	1,027	10.4%



Drug Crime

Actual	November			Year to Date - November		
	2020	2021	% Change	2020	2021	% Change
Possession	2	3	50.0%	29	32	10.3%
Trafficking	1	1	0.0%	26	13	-50.0%
Importation and Production	0	0	--	0	0	--
Total	3	4	33.3%	55	45	-18.2%

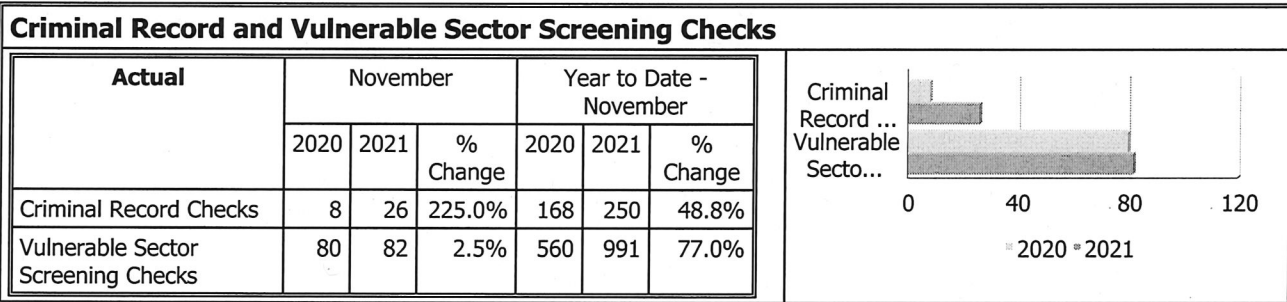
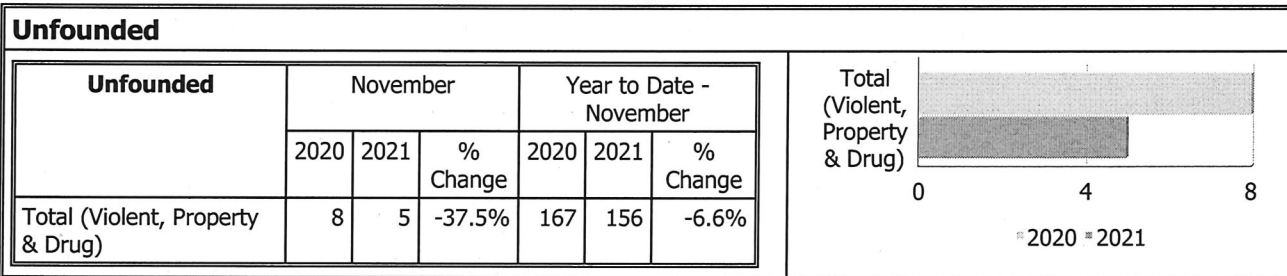
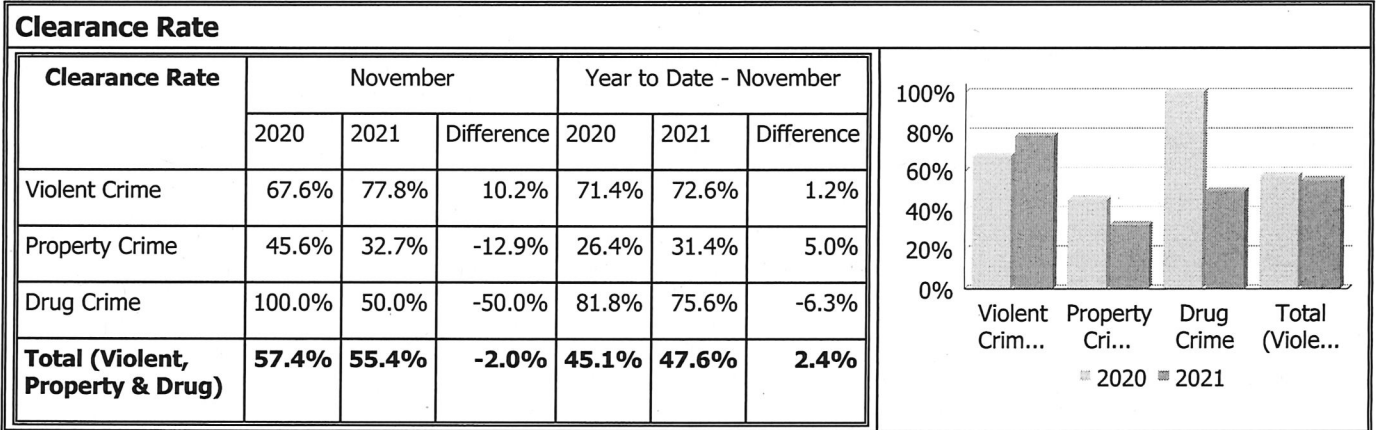


Detachment: 2F - KENORA
Location code(s): 2F00 - KENORA
Data source date:
2022/01/15

Report Generated by:
Dzikowski, Nick

Report Generated on:
Jan 21, 2022 11:25:39 AM
PP-CSC-Operational Planning-4300

**Police Services Board Report for Kenora
Records Management System
November - 2021**



Data contained within this report is dynamic in nature and numbers will change over time as the Ontario Provincial Police continue to investigate and solve crime.

Data Utilized

- Major Crimes
- Niche RMS All Offence Level Business Intelligence Cube

Detachment: 2F - KENORA
Location code(s): 2F00 - KENORA
Data source date:
2022/01/15

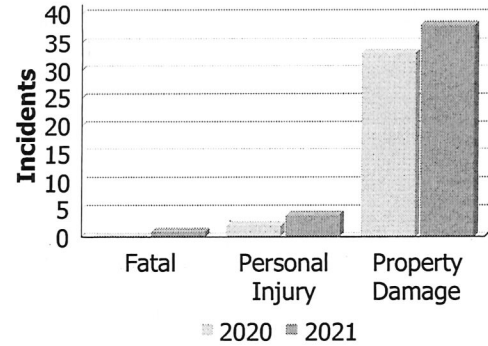
Report Generated by:
Dzikowski, Nick

Report Generated on:
Jan 21, 2022 11:25:39 AM
PP-CSC-Operational Planning-4300

**Police Services Board Report for Kenora
Collision Reporting System
November - 2021**

Motor Vehicle Collisions by Type

Incidents	November			Year to Date - November		
	2020	2021	% Change	2020	2021	% Change
Fatal	0	1	--	1	3	200.0%
Personal Injury	2	4	100.0%	23	32	39.1%
Property Damage	33	38	15.2%	265	229	-13.6%
Total	35	43	22.9%	289	264	-8.7%



Fatalities in Detachment Area

Incidents		November			Year to Date - November		
		2020	2021	% Change	2020	2021	% Change
Motor Vehicle Collision	Fatal Incidents	0	1	--	1	3	200.0%
	Alcohol Related	0	0	--	1	0	-100.0%
Off-Road Vehicle	Fatal Incidents	0	0	--	0	0	--
	Alcohol Related	0	0	--	0	0	--
Motorized Snow Vehicle	Fatal Incidents	0	0	--	0	0	--
	Alcohol Related	0	0	--	0	0	--

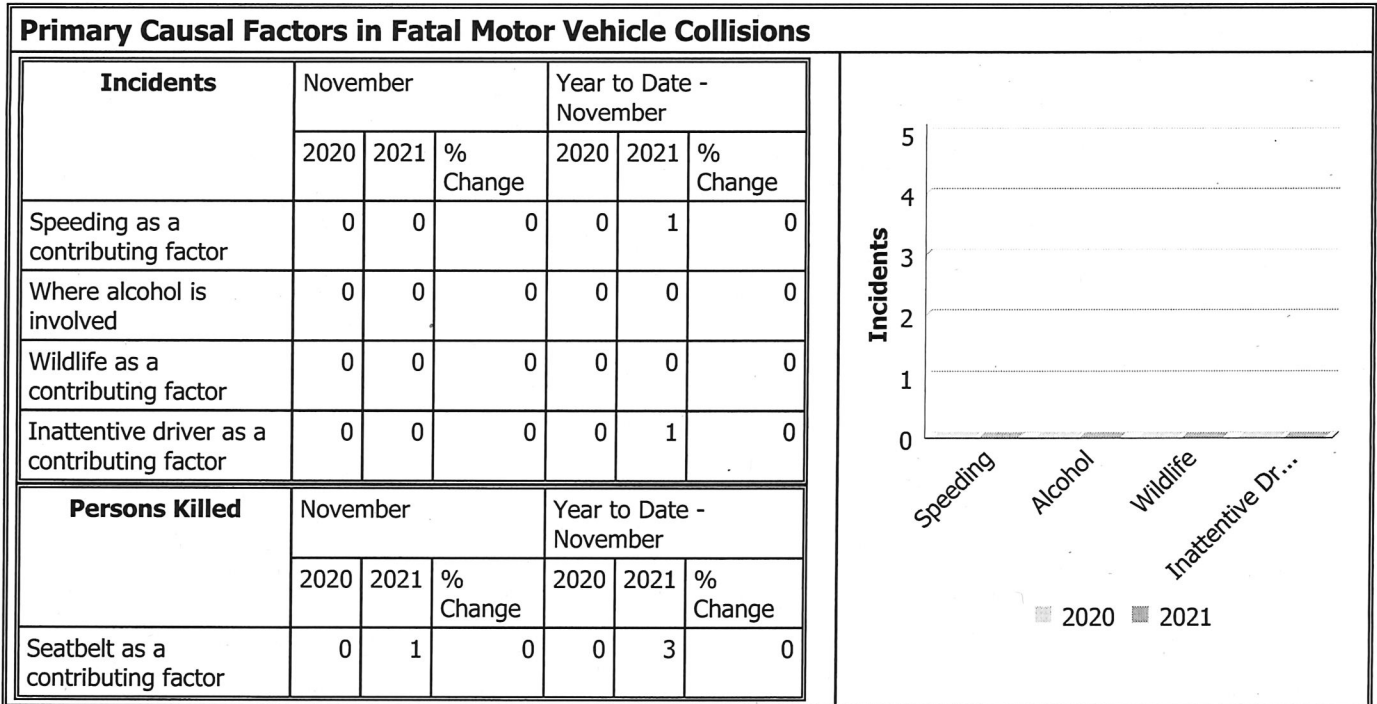
Persons Killed	November			Year to Date - November		
	2020	2021	% Change	2020	2021	% Change
Motor Vehicle Collision	0	1	--	1	3	200.0%
Off-Road Vehicle	0	0	--	0	0	--
Motorized Snow Vehicle	0	0	--	0	0	--

Detachment: 2F - KENORA
Location code(s): 2F00-KENORA
Data source date:
 2022/01/20

Report Generated by:
 Dzikowski, Nick

Report Generated on:
 Jan 21, 2022 11:22:34 AM
 PP-CSC-Operational Planning-4300

**Police Services Board Report for Kenora
Collision Reporting System
November - 2021**



Data Utilized

- SQL online application reporting system – OPP CRS 2.3.09
- Collision Reporting System Business Intelligence Cube

Detachment: 2F - KENORA
Location code(s): 2F00-KENORA
Data source date:
 2022/01/20

Report Generated by:
 Dzikowski, Nick

Report Generated on:
 Jan 21, 2022 11:22:34 AM
 PP-CSC-Operational Planning-4300



Ontario Provincial Police

BMHS Report

Report created on 2022/01/25 15:05
 Occurrences between 2021/11/01 00:00 and 2021/11/21 23:59
 Duty: 2F00, Area: *

Compliance

Breaks down the number of occurrences with a Mental Health UCR code present vs. the number of occurrences with a BMHS form present.

Region/Detachment	Occs w/ MH UCR Code where contact made	Occs w/ MH UCR Code where NO contact made (8529.0020)	Occs w/ Empty BMHS Forms	Occs w/ Complete BMHS Forms	BMHS Compliance (excludes empty forms and occurrences where no contact made)
2F	31	1	1	30	97%

Police Action

Counts the number of times each police action is taken.

Region/Detachment	Voluntary Escort to Hospital	Involuntary Apprehension	Apprehension Under Existing Order	Diversion/Referral	Charges Pending	Unspecified
2F	2/31 (6.45%)	6/31 (19.35%)	1/31 (3.23%)	15/31 (48.39%)	0/31 (0.00%)	9/31 (29.03%)

Indicators of Disordered Thought and Violence

Counts each 'Indicator of Disordered Thought' and 'Violence' exhibited in the last 24 hours, displaying the five most frequent.

Region/Detachment	Most Frequent	Second Most Frequent	Third Most Frequent	Fourth Most Frequent	Fifth Most Frequent
2F	Abnormal thought process (23/31) (74.19%)	Socially inappropriate or disruptive behaviour (15/31) (48.39%)	Intoxication by drug or alcohol (15/31) (48.39%)	Hyper-arousal (15/31) (48.39%)	Pressure speech or racing thoughts (15/31) (48.39%)

Previous Police Contact - Last 30 Days

Region/Detachment	No Contact	Any Contact, No Mental Health Apprehension	Any Contact, Mental Health Apprehension	Unspecified/Invalid
2F	8/31 (25.81%)	16/31 (51.61%)	4/31 (12.90%)	3/31 (9.68%)

Time in Emergency Department

Totals the amount of time officers spent in the hospital emergency department.

Region/Detachment	Number of Forms with a Valid Arrival and Release Time	Total Time in Emergency Department	Mean Time in Emergency Department
2F	7	0 days, 19:08	02:44

Disposition Following Psychiatric Assessment

Total counts of dispositions following a psychiatric assessment.

Region/Detachment	Admitted	Released	Unspecified/invalid
2F	3/31 (9.68%)	4/31 (12.90%)	24/31 (77.42%)

Raw Data Listing [\(show\)](#)

A listing of all occurrences that have either a Mental Health UCR code, or a BMHS form present.

Designed by the OPP RMS/CDE Application Support Unit

Kenora OPP Historical Data 2016-2021

Calls for service	January	February	March	April	May	June	July	August	September	October	November	December	Total
2016	1,040	1,093	1,132	1,231	1,181	1,243	1,354	1,250	1,224	1,045	1,033		12,826
2017	936	1,053	1,398	1,436	1,396	1,516	1,573	1,495	1,465	1,516	1,363		15,147
2018	1,237	1,292	1,414	1,490	1,522	1,432	1,576	1,471	1,362	1,375	1,277		15,448
2019	1,265	1,228	1,463	1,753	1,832	1,862	1,697	1,847	1,475	1,533	1,593		17,548
2020	1,142	1,268	1,275	1,387	1,672	1,408	1,658	1,324	1,308	1,226			13,668
2021	1,233	1,149	1,329	1,359	1,550	1,504	1,653	1,743	1,305	1,491	1,418		15,734

Sexual Assaults	January	February	March	April	May	June	July	August	September	October	November	December	Total
2016	5	1	2	4	6	4	3	3	5	2	2		37
2017	2	4	5	10	6	5	3	7	4	8	2		56
2018	3	3	5	3	6	0	5	3	5	8	2		43
2019	6	4	3	3	0	5	2	4	0	4	3		34
2020	3	10	3	5	4	5	3	5	3	6	5		52
2021	1	3	1	5	3	5	6	8	4	3	4		43

Assaults	January	February	March	April	May	June	July	August	September	October	November	December	Total
2016	18	20	30	21	24	14	22	28	33	26	31		267
2017	33	21	34	37	28	32	29	39	36	42	24		355
2018	28	24	31	31	36	20	29	32	38	26	22		317
2019	26	25	20	41	22	33	31	35	22	28	30		313
2020	17	17	23	21	27	30	56	22	27	22	19		281
2021	19	21	16	27	32	30	28	33	21	17	30		274

Robbery	January	February	March	April	May	June	July	August	September	October	November	December	Total
2016	0	0	0	0	1	1	3	0	0	1	0		6
2017	2	1	2	2	1	1	1	3	0	0	1		14
2018	0	3	4	4	2	0	2	1	1	0	0		17
2019	2	0	1	1	0	0	0	2	2	1	5		14
2020	0	0	3	0	0	3	1	1	2	2	0		12

Kenora OPP Historical Data 2016-2021

	2021	0	0	0	0	0	1	0	0	3	0	1	0	5
--	------	---	---	---	---	---	---	---	---	---	---	---	---	---

Break and Enter	2016	2017	2018	2019	2020	2021	January	February	March	April	May	June	July	August	September	October	November	December	Total
	2016	2017	2018	2019	2020	2021	20	4	1	2	2	3	5	10	6	3	10		66
							4	3	3	6	6	9	10	8	7	3	9		68
							3	4	4	4	4	7	6	14	5	10	5		66
							8	8	8	13	13	10	5	14	8	8	4		99
							6	4	4	11	11	19	10	11	9	10	2		97
							7	6	8	8	6	8	9	15	6	1	3		77

Theft Under	2016	2017	2018	2019	2020	2021	January	February	March	April	May	June	July	August	September	October	November	December	Total
	2016	2017	2018	2019	2020	2021	20	23	18	10	27	26	29	40	27	18	19		257
							4	17	15	23	31	32	34	23	37	45	34		295
							38	28	50	46	53	52	48	51	37	10	1		414
							45	22	38	24	45	47	32	46	26	45	23		393
							35	26	17	17	26	27	52	18	27	29	20		294
							38	23	31	29	35	41	7	43	39	21	30		337

Fraud	2016	2017	2018	2019	2020	2021	January	February	March	April	May	June	July	August	September	October	November	December	Total
	2016	2017	2018	2019	2020	2021	4	5	6	5	7	4	1	1	4	6	6		49
							2	5	5	8	9	8	12	5	8	5	8		75
							8	12	15	14	8	9	17	13	9	9	6		120
							10	6	8	26	6	7	7	14	15	16	8		123
							12	12	1	3	8	13	11	10	5	7	5		87
							5	4	9	0	7	7	4	4	2	7	7		56

Kenora OPP Historical Data 2016-2021

Mischief	January	February	March	April	May	June	July	August	September	October	November	December	Total
2016	10	10	8	10	19	20	16	21	12	12	13		151
2017	4	8	12	12	17	21	27	20	10	16	16		163
2018	14	8	7	7	20	28	22	19	12	8	13		158
2019	7	14	11	14	23	26	30	25	21	18	10		199
2020	8	9	12	16	14	22	20	20	23	24	13		181
2021	16	10	8	16	16	25	33	31	15	9	13		192

Highway Traffic Act	January	February	March	April	May	June	July	August	September	October	November	December	Total
2016	42	33	69	44	76	78	101	64	91	65	48		711
2017	24	33	37	43	62	46	133	75	115	107	24		699
2018	80	90	148	122	141	75	82	86	86	116	198		1,224
2019	76	42	74	108	51	51	65	55	54	72	54		702
2020	36	52	47	123	46	46	44	42	35	78	76		625
2021	29	40	62	71	*	*	Inc in Sept	Inc in Sep	331				533

Criminal Code Non-Traffic	January	February	March	April	May	June	July	August	September	October	November	December	Total
2016	161	133	136	128	126	119	119	101	111	122	124		1,380
2017	115	91	227	201	178	173	176	198	141	139	113		1,752
2018	166	157	204	201	272	122	229	158	317	153	324		2,303
2019	213	193	166	209	214	190	163	262	156	147	204		2,117
2020	139	159	113	124	152	135	187	72	50	108	77		1,316
2021	28	26	45	96	111		Inc in Sep	Inc in Sep	389				695

Traffic Related Speeding	January	February	March	April	May	June	July	August	September	October	November	December	Total
2016	11	1	6	12	21	23	48	34	38	31	10		235
2017	6	9	5	9	20	14	49	11	49	57	2		231
2018	32	46	65	65	83	29	27	32	65	57	103		604
2019	32	11	35	39	42	8	24	21	23	37	20		292
2020	12	22	27	21	60	15	23	22	10	41	31		202

Kenora OPP Historical Data 2016-2021

2021	15	23	33	43	*	*	*	196	8 month total			310
-------------	----	----	----	----	---	---	---	-----	---------------	--	--	-----

Impaired	January	February	March	April	May	June	July	August	September	October	November	December	Total
2016	7	9	6	4	10	2	5	3	5	4	5		60
2017	1	6	8	11	5	4	10	6	5	1	7		64
2018	8	4	7	12	14	3	3	2	4	5	5		67
2019	1	1	7	6	7	8	4	3	4	5	3		52
2020	2	8	1	5	10	1	1	9	9	7	4		57
2021	1	2	3	0	10	3	9	5	9	7	7		56

General Patrol Hours	January	February	March	April	May	June	July	August	September	October	November	December	Total
2016	1,925	1,789	1,839	1,843	1,645	1,547	1,320	1,560	1,376	1,661	1,623		18,128
2017	1,551	1,538	934	1,686	1,525	1,320	1,071	1,068	695	478	352		12,218
2018	532	443	549	455	335	390	352	325	435	427	286		4,529
2019	445	327	341	368	334	293	388	405	433	479	575		4,388
2020	647	737	744	720	467	467	474	468	472	632	639		6,467
2021	733	688	736	563	544	418	483	376	433	485	710		6,169

Foot Patrol Hours	January	February	March	April	May	June	July	August	September	October	November	December	Total
2016	150	140	107	127	120	125	145	94	54	78	62		1,202
2017	62	87	49	64	83	145	42	115	76	47	41		262
2018	60	38	43	57	39	55	57	98	69	58	38		612
2019	47	38	37	65	135	177	196	102	57	59	63		976
2020	73	94	80	82	177	212	158	168	101	82	123		1,044
2021	80	36	83	82	92	140	230	155	123	165	176		1,186